



Confirmation



**Information Book
For Parents**



Our Lady of Perpetual Help Parish

Office of Religious Education & Faith Formation

St. Agnes Parish

Office of Religious Education & Faith Formation

(732) 872-1290 E-Mail RelDir@jewelbythesea.org

Confirmation Class Schedule

Our Lady of Perpetual Help School Building

Classes begin at 9:00am and will end at 12:00pm

Sept. 18, 2011

Feb. 5, 2012

Oct. 2, 2011

Mar. 4, 2012

Nov. 6, 2011

April 1, 2012

Dec. 11, 2011

May 6, 2012

Jan. 8, 2012

Rite of Enrollment for Confirmandi

Sunday, Oct. 16, 2011 during 10:30 Mass

Retreat Day TBA



Requesting the Sacrament of Confirmation

You are free to respond to God's call to live your faith more deeply – to worship, witness, and serve as a confirmed Roman Catholic. If you wish to receive the Sacrament of Confirmation, write a letter to the pastor stating your desire. Below are a few guidelines for you to follow:

Greeting:

Begin your letter with the greeting: Dear _____:

Body of the Letter:

Paragraph 1: Introduce yourself. Tell something about your family and your background.

Paragraph 2: Request reception of the Sacrament of Confirmation. Give several reasons why you would like to be confirmed.

Paragraph 3: Explain how you have prepared for the sacrament. It is important that you tell about specific parts of your preparation: your prayer life, your celebration of the other sacraments, your service for others exercised at home, in the parish, and in the community.

Paragraph 4: Tell how you will continue to carry out your life of service to God and others through the power of the Spirit. Tell how you plan to make your Confirmation in the faith real and alive in the future.

Conclusion:

Conclude the letter with a closing and your complete signature.

**Your letter must be returned to your Catechists no later than
Nov.6, 2011.**

Parent Signature: _____ **Date:** _____

CHOOSING YOUR CONFIRMATION NAME

*Your name gives you an identity: it tells others who you are. When you were baptized, your parents chose your name. If you do not know your parents' reasons for choosing your name, ask them about it. Now that you are about to be confirmed, it is time for you to reaffirm your Baptism by using the name you received at Baptism, or choose another.

*The tradition of taking a new name to show a new role can be traced back to the Old Testament. When Abram was called to lead his people to believe in the one God, his name was changed from Abram, meaning "father to many" to Abraham, meaning "father to many nations." Again in the New Testament we find Simon's name changed to Peter, meaning "rock," because he was to become the rock upon which Jesus founded His Church.

***Your choice of a name must be that of a saint's name.**

THE STORY OF YOUR SAINT

After you decide on a name, write a one page, typed report to explain your choice. Your report should be a summary of your saint's life story. Your saint report should answer the following questions:

1. Who was the saint?
2. What is the saint's feast day?
3. What did he/she do to make them a saint?
4. What special virtues did this saint have?
5. What do you admire about him/her?
6. Why did you choose this saint?
7. By imitating the qualities of this saint, how can you become a better Christian?

*An illustration of your saint, or a symbol, or coat of arms that represents him/her should be included.

*If your saint has a special devotional prayer or novena, this should also be included.

*Remember in choosing, that you choose a saint that you want to be like. Maybe he or she had the same struggles as you and had a way of working with those struggles that you admire.

Your saint report is due to your teacher no later than the week of Sunday, Oct.16, 2011.

SPONSOR FOR CONFIRMATION

Criteria based on Church Law Canons 872-874, 892-893

1. One Sponsor is required for Confirmation
2. The sponsor **MUST** be **CATHOLIC**
3. Requirements for the Catholic
 - a. must be at least 16 years old
 - b. baptized and confirmed
 - c. living an upright life
 - d. no penalties (i.e., left the church, etc.)
 - e. cannot be either parent
4. As far as possible, the sponsor for the one being confirmed should be present. It is for the sponsor to see that the confirmed person acts as a true witness to Christ and faithfully fulfills the obligations connected with this sacrament.
5. EXCEPTIONS:
 - a. The pastor may dispense from the age of sixteen
 - b. Proxy for the sponsor is acceptable. The designated sponsor is entered in the register.

All sponsors are required to submit a sponsor certificate which states that the person is a registered parishioner in a particular parish and fulfills the requirements listed above. This procedure is common practice in most parishes, and should be easily obtained.

St. Agnes Confirmation Covenant

I, _____ a member of the parish of St. Agnes, wish to affirm my faith and belief in Jesus Christ and His Church in the Sacrament of Confirmation. I ask to become a candidate for Confirmation, and to enter the program of preparation being offered to me by this parish. This is in response to God's call to live the faith more deeply, to worship, witness, and serve as a Confirmed Roman Catholic. As a candidate for the Sacrament of Confirmation, I accept my responsibility to open my heart and mind to the workings of the Holy Spirit. During this time of preparation I will:

- Pray daily for the guidance of the Holy Spirit in preparation for the Sacrament of Confirmation.
- Participate in the Sacrament of Reconciliation.
- Actively participate in our Parish Sunday Eucharistic Mass Celebration.
- Actively participate in all preparation classes.
- Contribute 30 hours of Christian Service to home, parish, schools, community, and neighborhood, and wherever I can contribute my time and talents.
- Complete all assignments for the Confirmation Journal
- Participate in a retreat or the Parish Mission.

Signed by Candidate: _____

Date: _____

Signature of Parent: _____

Date: _____


Dear 8th Grade Students, Parent(s),
And Guardian(s)

As part of the preparation for the Sacrament of Confirmation, all students are required to perform 30 hours of Christian community service. The students are receiving the Christian Service Project Log with guidelines for service. Please take time to review these with your children and take an active part in assisting them in their endeavors. With your help and the help of the students' families, priests, teachers and members of the parish community we can develop into a supportive network. This will help bring the candidates for Confirmation to the point at which they see the Christian message as one in which the belief of the individual Christian becomes not merely a recited creed, but rather a lived reality.

The recommended time line for completing the 30 hours of Christian service is as follows:

- 10 hours to be completed from now until the end of
 - 10 hours to be completed from now until the end of
 - 10 hours to be completed from now until the end of
- Service logs will be collected at the end of March 4, 2011

If you have any questions, please do not hesitate to contact me, or your child's Religion teacher.



Religious Education Program

Confirmation Service Project



Service is based on the spiritual and corporal works of mercy, and most of all, on the example of Christ who came to serve. When giving service, the following points should be considered:

- Your service is not just a job to be done. It is selflessly and lovingly helping those in need.
- You should reflect on how your service project(s) is helping you take on the mind and heart of Christ, fulfill the needs of others, and build up the Christian community.
- The giving of service should continue after your Confirmation, and all through your life.
- Read through the activities given below. You may wish to check one you could do, make up one of your own, or do one of the projects suggested in your religion class.

Service Activities:

- Volunteer in the parish as an altar server, assist in the St. Vincent de Paul Society Food Pantry.
- Volunteer as an aide for the parish Religious Education Program.
- Volunteer at a soup kitchen
- Pray for those sick parishioners listed in the bulletin.
- Volunteer your services to your church, school or neighbor in the following ways: mowing the lawn, raking leaves, shoveling snow, and setting up for meetings.
- Volunteer to baby sit (free of charge).
- Assist your school as a tutor.
- Acts of service at home.
- Read to younger children.
- Volunteer your services for athletic programs as an instructor, coach, referee, or equipment distributor.
- Become an active member of your scouting organization.

These are only a few suggestions for your service project. You as a candidate, are asked to witness your faith through service. The purpose is to enable you, the candidate, to demonstrate that you want to witness the gospel message by reaching out to the needs of others and to experience what it means to serve others.